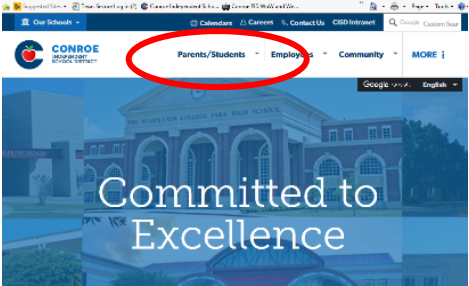
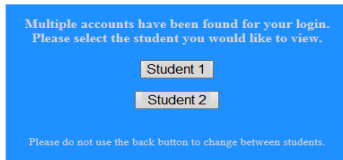
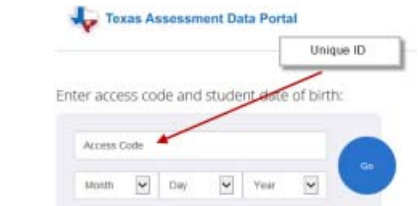


Dear Parent/Guardian,

Your child's STAAR scores are now available. You may view their scores through your Parent Access account. Please make sure you are able to log in to your account. The directions below should help guide you through the process. Please contact the campus if you are unable to register for an account and we will assist you.

Access the CISD website at www.conroeisd.net

<p>1. Click on Parents/Students</p> 	<p>2. Click on Parent Access Center</p> <p><i>The third bullet under Resources for Parents</i></p> 
<p>3. Click Login</p> <p><i>If you have created an account, your User ID is the email address you used to create the account; or</i></p> <p><i>Create a Parent Access Account by clicking "Register"</i></p>	 <p>Screen to register for account</p>
<p>4. Click on child's name</p>	
<p>5. Click on STAAR to see the results.</p> <p>To see more details about your student's test score, you can access the Texas Assessment Student Portal from the Main menu using their Unique ID (alpha numeric) and birth date.</p>	
<p>6. Click on the Direct Link.</p> <p>Input the Unique ID from Parent Access and the student's birth date.</p>	 <p>https://txparentportal.emetric.net/login</p>
<p>7. The portal will display a list of tests your student has taken. Select any test to view more details.</p>	